



The Big Picture:

Fun Facts From
The 2017 Survey of Counseling Psychology Programs

Sherry Rostosky, Ph.D. and Zakary Clements, B.S.

University of Kentucky

Laurie (Lali) McCubbin, Ph.D.

University of Louisville

Aaron Rochlen, Ph.D.

University of Texas, Austin

Presented at the CCPTP meeting San Antonio, TX on March 3, 2018

CCPTP Member Programs (N = 76)

Complete data (N = 71)

Accreditation	% Yes
APA Accredited	95%*
CPA Accredited	0%

*4 programs are planning to seek accreditation

Doctoral Programs

Type of Program:	
Combined Program	11%
College of Education	68%
Other College	30%

Fun Facts about Master's Programs

- ▶ **21% none**
- ▶ **45% one master's program**
- ▶ **34% more than one master's program**

- ▶ **51% of programs prefer to admit students with a master's degree**
- ▶ **52% of programs give master's degree in route to the doctoral degree**

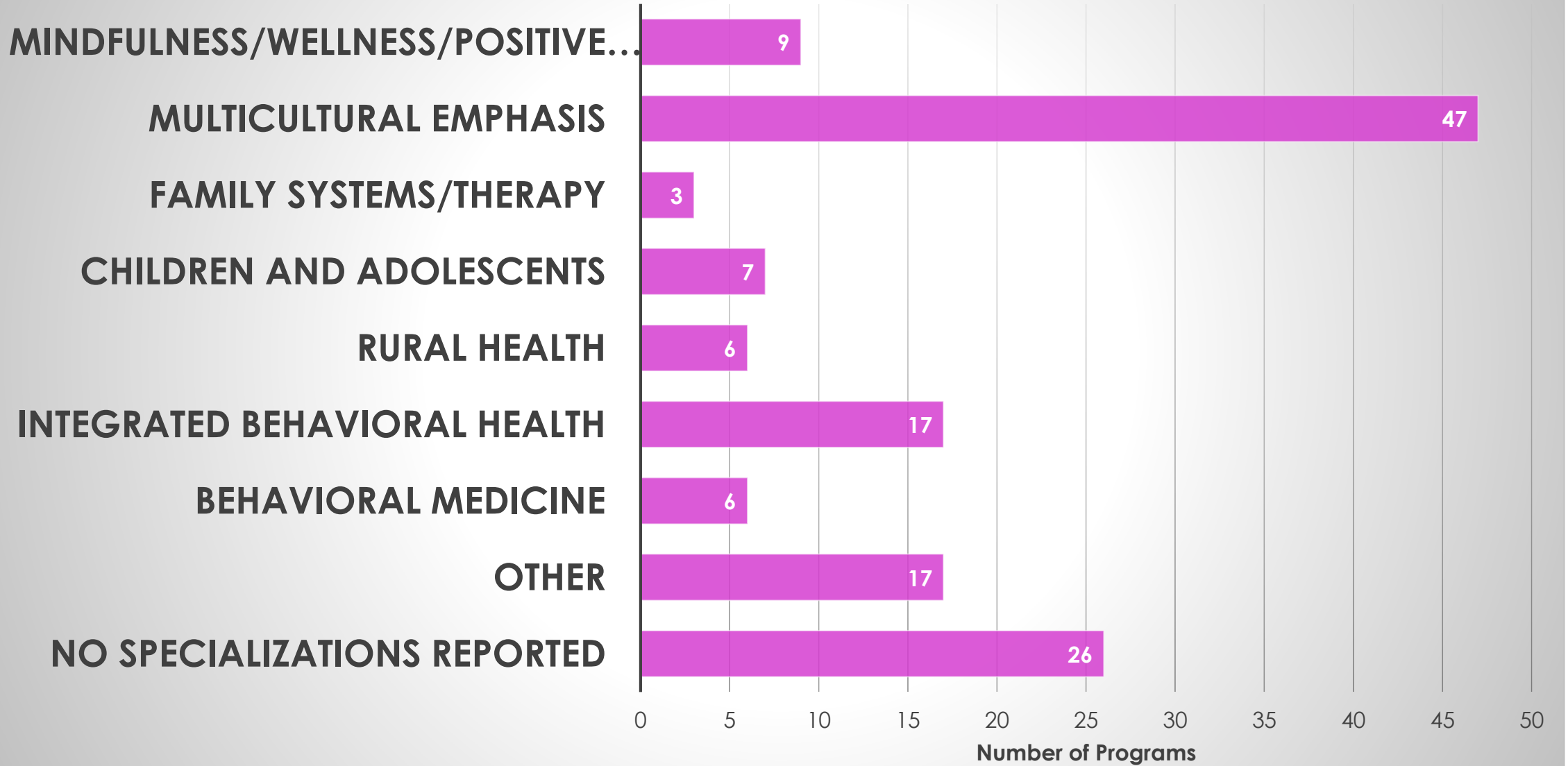
Do you have a Master's Program in?

	% Yes
Mental Health Counseling	54
School Counseling	40
Counseling Psychology	31
Counselor Education	1.5
Other	38.5

Is your Master's Program Accredited?

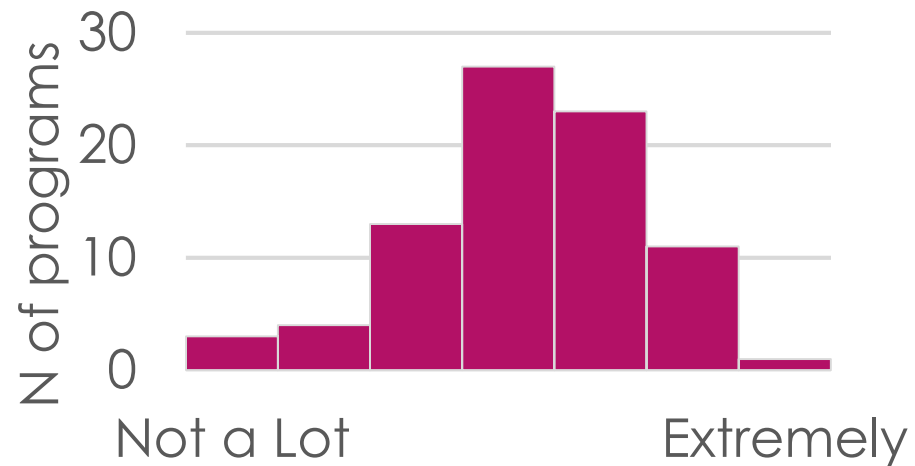
- ❖ MPCAC ($N = 6$)
- ❖ MCAC ($N = 4$)
- ❖ CACREP ($N = 8$)
- ❖ NASP ($N = 2$)

Program Specialties

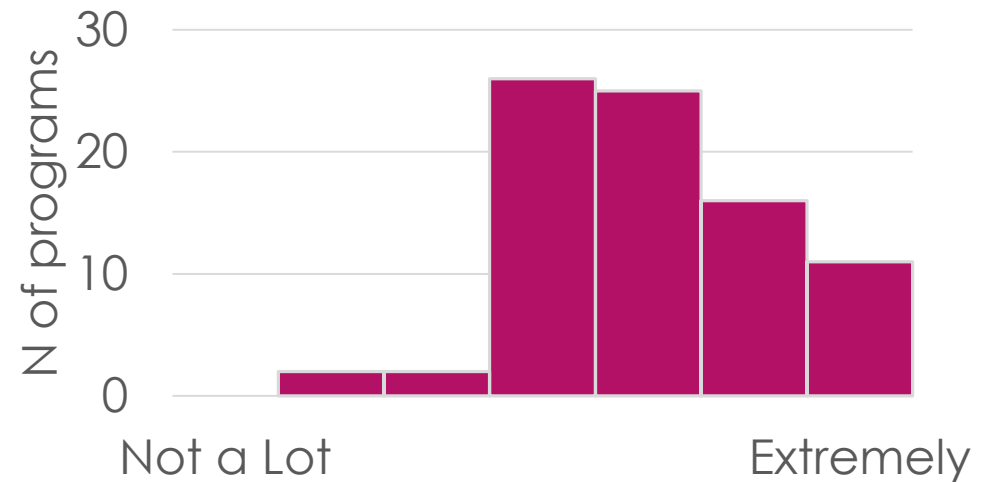


How much does your program emphasize each type of training?

Academic/Research Emphasis



Training/Practice-Oriented Emphasis

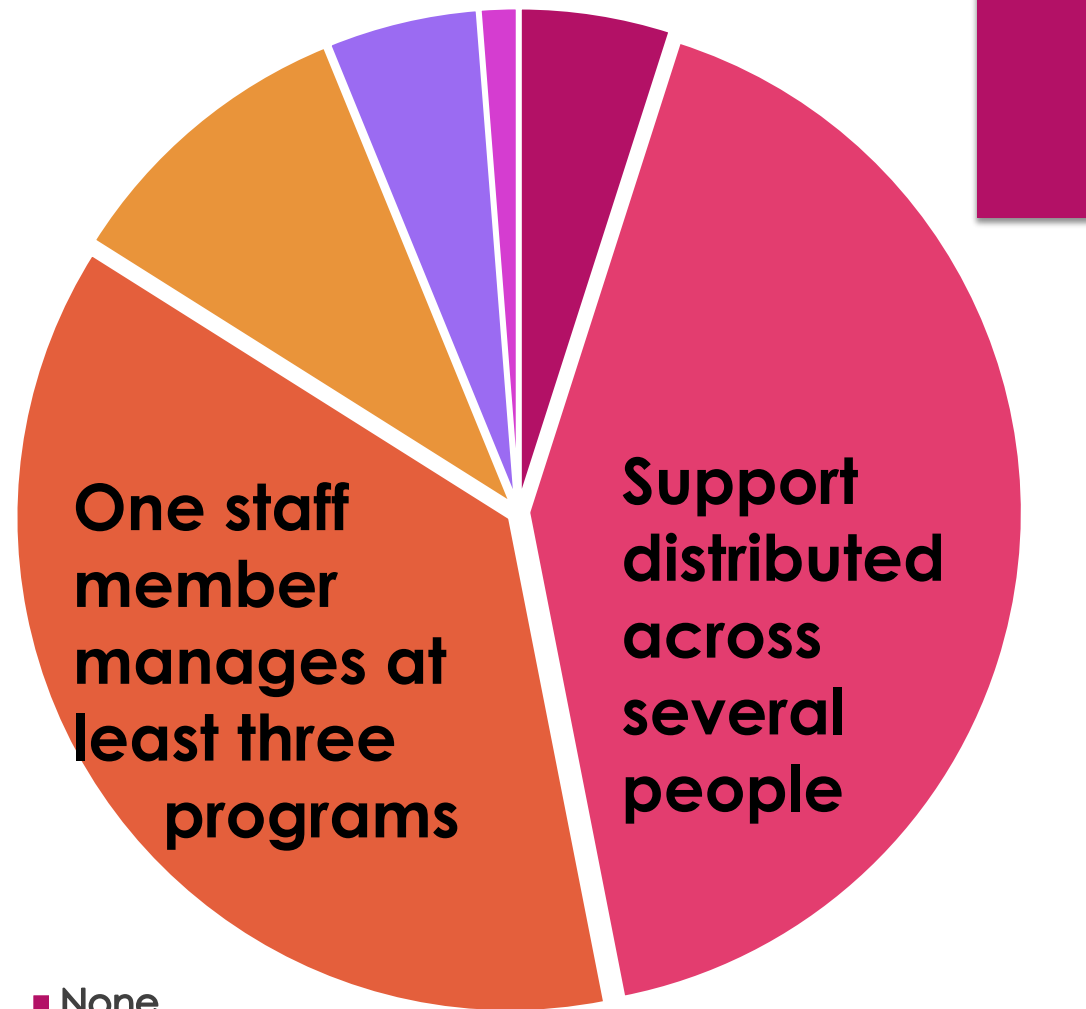


Accreditation Requirements



Fun Facts: Program Support

30% had to
Justify the value
of the training
program to
university
administrators

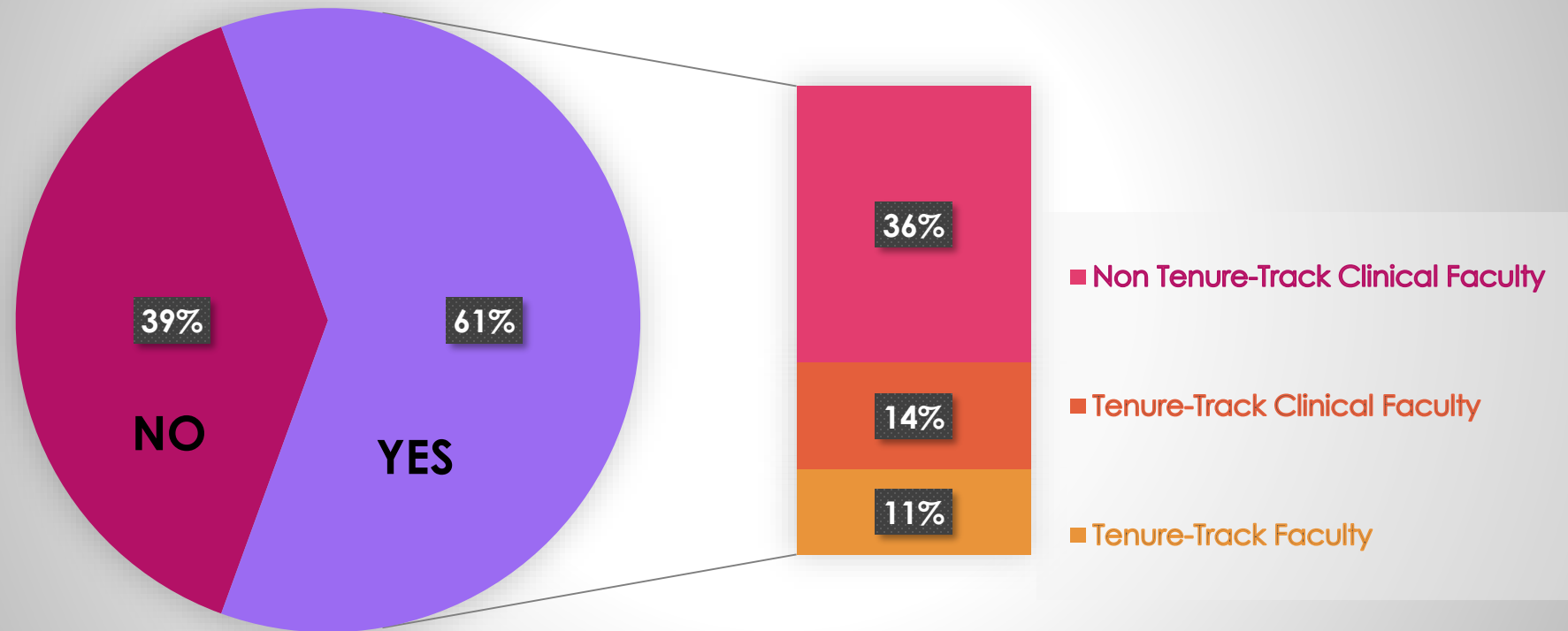


- None
- Support distributed across several people
- One support staff who manages at least three programs
- One staff who manages two programs
- One staff member for program only
- More than one staff member for program only

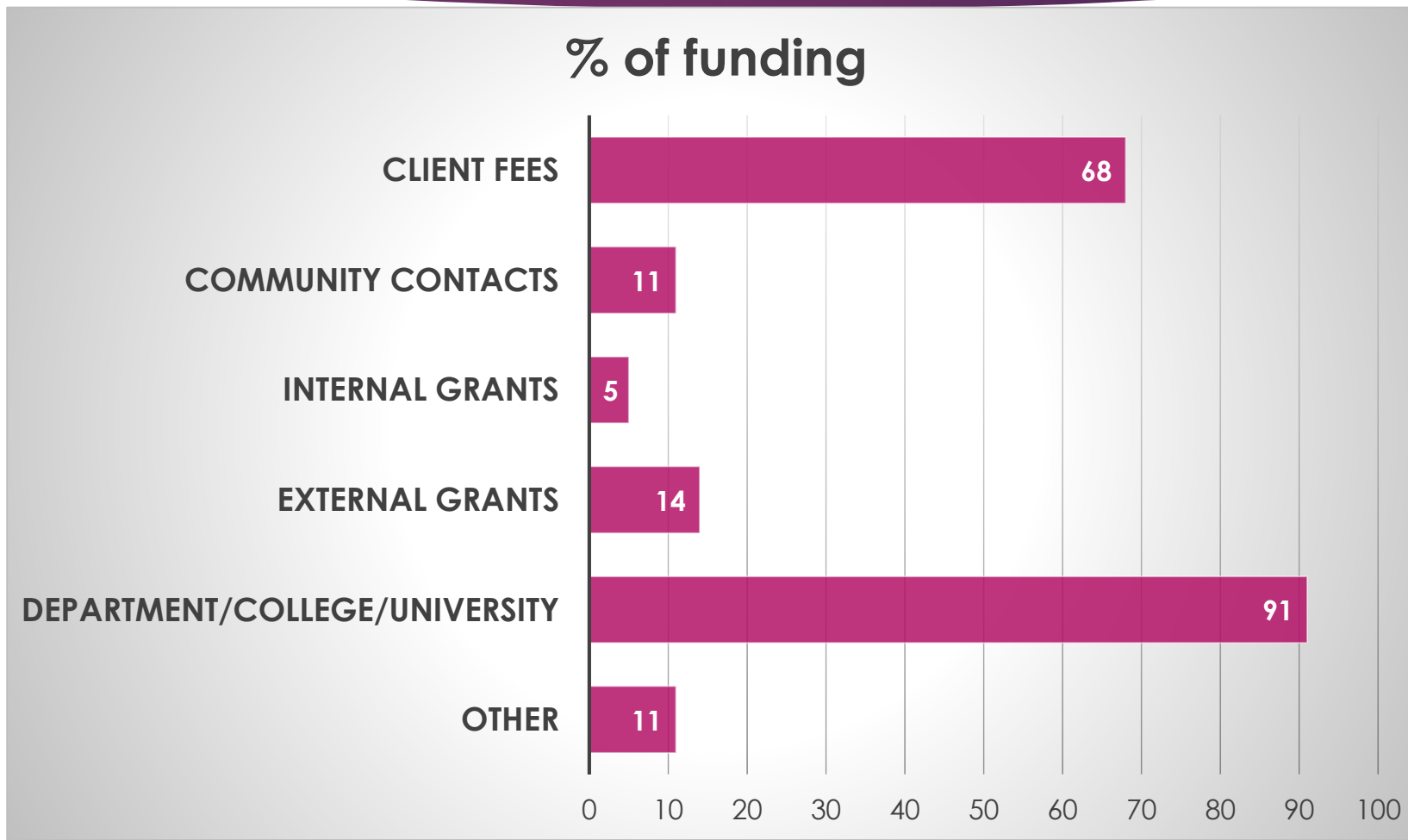
Training Clinic Fun Facts

52% of programs have a Training Clinic

Programs with a full-time Clinic Director



How is your Training Clinic Funded?



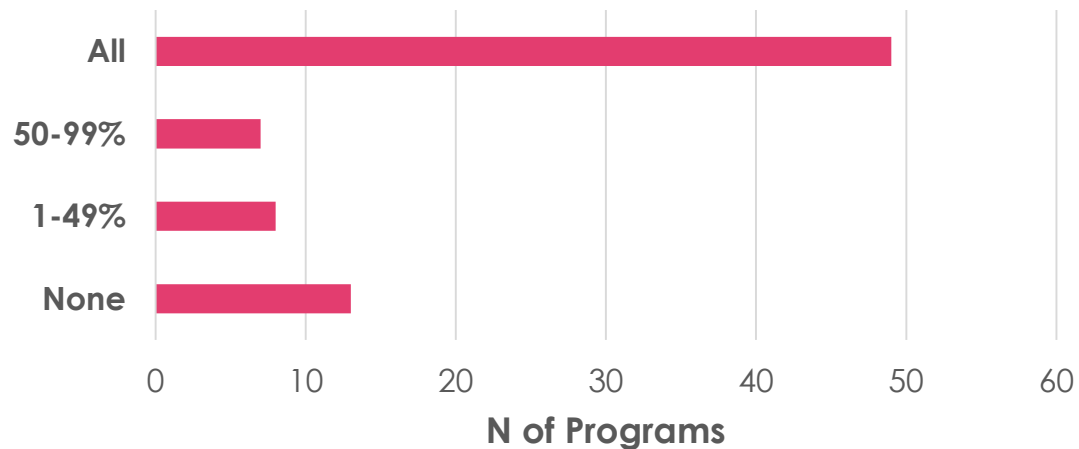
	Mean	Median	Standard Dev	Range
Total Students	35	33	13	5-68
Female Students	25	24	11	4 - 53
Ethnic Minority Students	13	12	9	1 - 60
LGBTQ Students	4	3	3	0 - 15
Students with Disabilities	1	1	1	0 - 5
International Students	2	2	2	0 - 10

Students in Programs

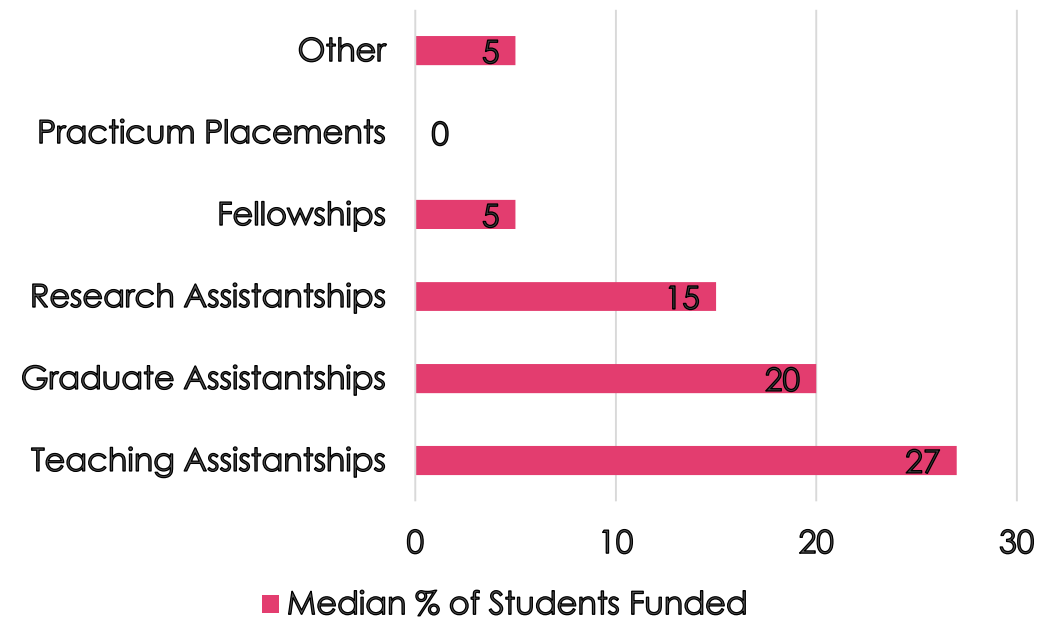
Student Fun(ding) Facts

Percentage Funded With Offer

What percentage of your entering doctoral students received funding with their offer of admission?



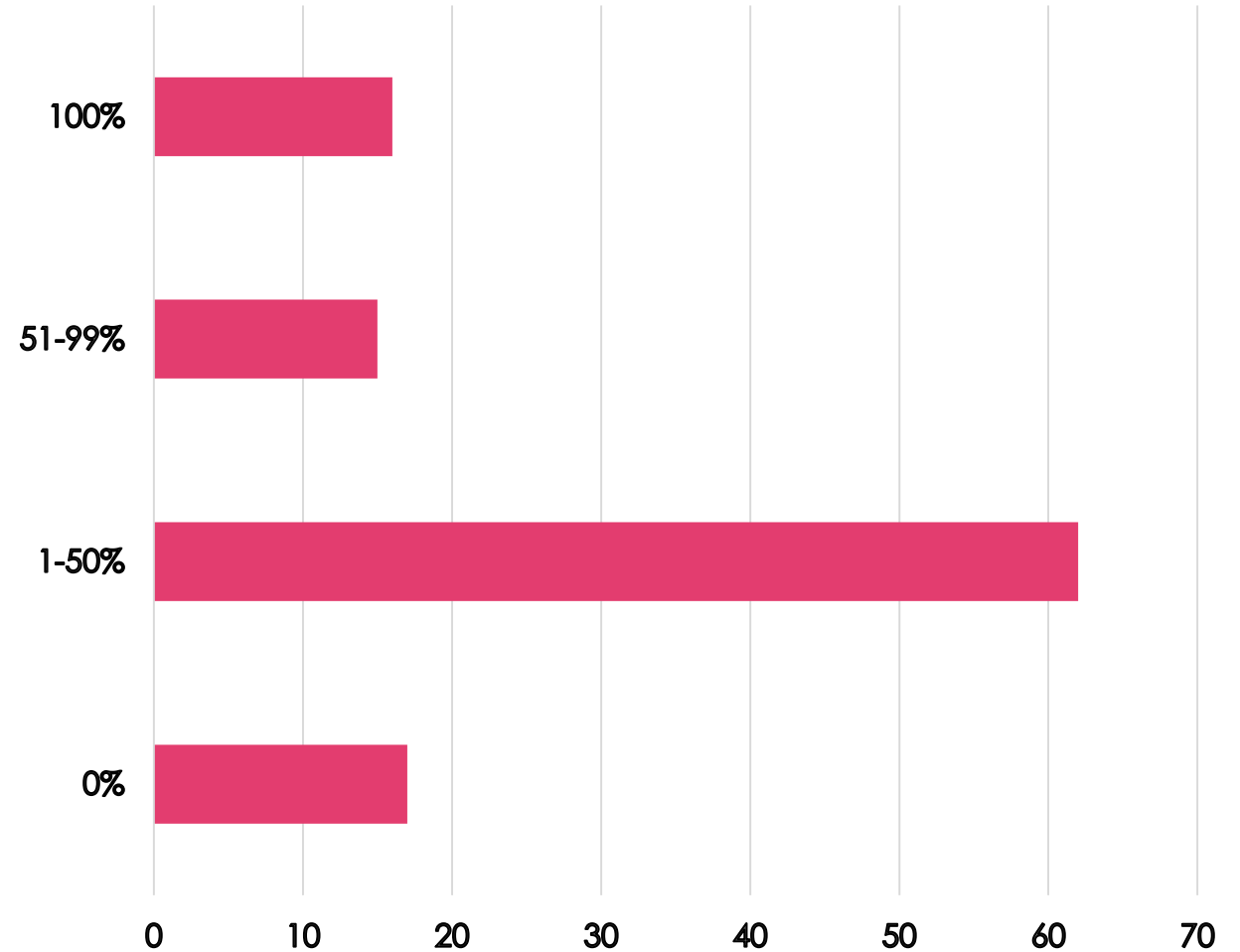
Sources of Funding



Fun FACTS

- ✓ **\$12,736** average 9-month stipend per student
Median = 13,171
standard deviation = 5,996
range = \$0 - \$31,000
- ✓ 89% programs offer 9-month/11% offer 12 month assistantships
- ✓ 49% of programs say insurance included
- ✓ 76% programs say full tuition waiver included
- ✓ 16% say University student fees included

What percentage in your program receive summer pay?

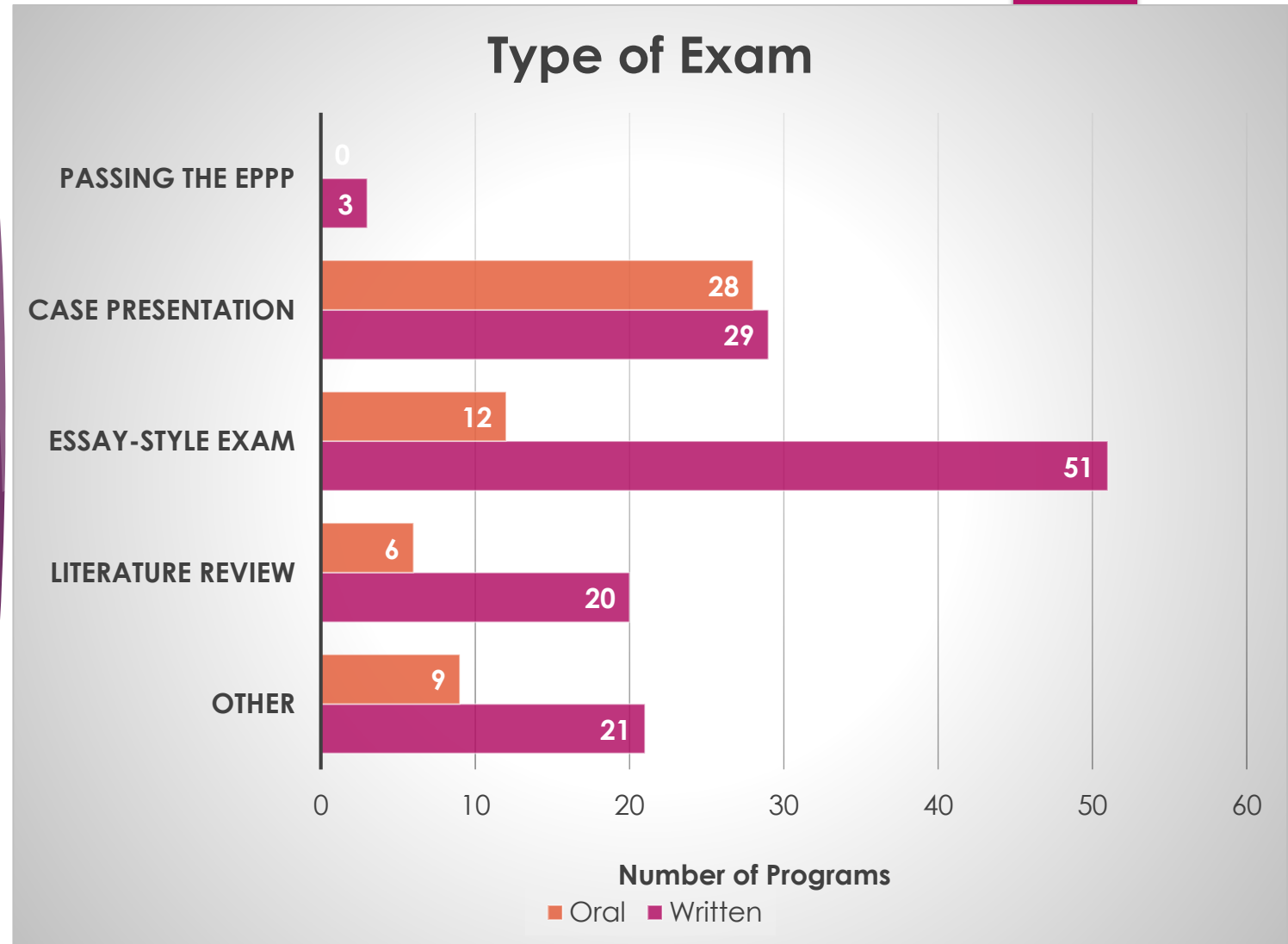


More Fun Facts

Program requirements

- ❑ 14% of programs require applicants to submit a Psychology GRE score
- ❑ 46% of programs require students to have a minimum number of publications/presentations
- ❑ 1.3% of programs require students to apply for licensure after completing a Master's degree.

What type of Comprehensive or Qualifying Exam does your program require?



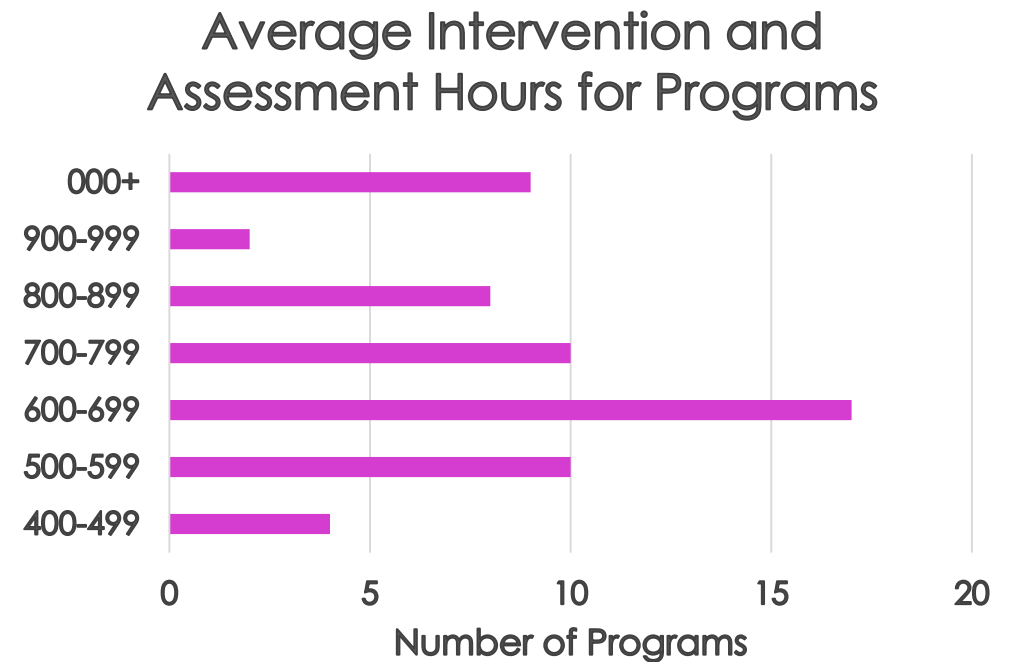
Fun Fact about Internship

**42% OF PROGRAMS
REQUIRE STUDENTS TO
APPLY TO ACCREDITED
INTERNSHIPS ONLY.**

**33% OF PROGRAMS
ENCOURAGE BUT DO NOT
REQUIRE ACCREDITED
INTERNSHIP.**

Does Your Program Require a Minimum Number of Hours to Apply for Internship?

Minimum	% Yes	Median	Range
Intervention Hours	58%	500	150-1200
Assessment Hours	15%	100	0 - 600
Supervision Hours	24%	150	0 - 230
Integrated Reports	20%	5	0 - 10



Support/Resources for Students who do NOT Match Internship Sites

	Never	Rarely	Sometimes	Usually	Always
Full Tuition Cover/Waiver	58%	9%	9%	17%	9%
Partial Tuition Coverage/Waiver	69%	15%	11%	4%	2%
Full Stipend	60%	10%	10%	17%	5%
Partial Stipend	63%	13%	17%	7%	0%
Full Tuition Charged	72%	8%	2%	16%	12%
Partial Tuition Charged	57%	11%	8%	13%	11%
Students Allowed Extra Classes	9%	9%	16%	21%	46%
Students Allowed Extra Practicum Experience	2%	0%	12%	23%	61%
Students Pursue Out-of-town Training Opportunities	8%	3%	31%	19%	38%
Students complete Unaccredited Internship	20%	46%	27%	2%	5%

Faculty Fun(ding) Facts

- 99% Travel
- 25% Professional Memberships
- 36% CEUs/
Professional Development
- 22% Licensure Fees

- **38% receive teaching credit for offering supervision**
- **26% receive teaching credit for serving as a research mentor**

Fun Fact

Counseling Psychology
Faculty Meetings per
academic year

Range 3-32

Mean = 13

Median = 10; SD = 6;

Teaching Load

	Median	SD	Range
R1 (N= 36)	4	1	3 - 8
Other (N = 35)	5	1	3 - 8

How many grants in the past 5 years have your faculty received?

Grants

	Median	Range
R1	5	0-29
Other	3	0-10

Grant Amounts

	Median	Range
R1	500,000-999,999	5,000-1,000,000 +
Other	100,000-249,000	<5,000-1,000,000 +

Percentage of Programs Receiving Grants from These Sources in the Past 5 Years:

	R1 (N = 36)	Other (N = 35)
Private Sector	43%	36%
Federal Grants	63%	64%
State Grants	26%	11%
Other	24%	28%

What is on Your To-Do List?



- ▶ **APA Annual Report** 87%
- ▶ **C-26 Data** 84%
- ▶ **Internship** 72%
- ▶ **APA Self-study** 62%
- ▶ **Social/Professional Development Events for Students** 27%
- ▶ **Admissions** 25%
- ▶ **Comprehensive Exams** 20%
- ▶ **Practicum** 17%
- ▶ **Faculty Hiring** 3%

DCT Position Accommodations

	N = 76 DCTs
Reduced Teaching Load	72%
Own Travel Budget	30%
Summer Salary	29%
Stipend Offered	26%
Base Salary Compensation	7%

Additional Support for DCT Position

Graduate Assistant	53%
Coverage of ALL CCPTP expenses	63%
Partial Funding to Attend CCPTP	38%
Administrative Assistant (staff member)	33%
Ability to Control Program Budget	17%
Extra Graduate Assistants	13%
Associate DCT	11%
Ability to Control Clinic Budget	6%
Higher Percent Salary Raise	4%

DCT Fun Facts

- 39% Full Prof
- 46% Associate Prof
- 8% Assistant Prof
- 7% Non-Tenure Track

	Range	Mean	Median
Years served as DCT in CURRENT program	0 - 15	4	4
Years as DCT throughout ENTIRE career	0 - 39	6	4



DCT NON-TRIVIAL PURSUITS

- ❑ HOW MANY PROGRAM FACULTY ARE IN THEIR FIRST OR SECOND YEAR AS DCT?
- ❑ ANSWER: 21